



Update of LPP Strategy for 2025-2027

GDAŃSK, 11 DECEMBER 2025

LPP

RESERVED

CROPP

HOUSE

MOHITO

sinsay

Disclaimer

This presentation (the “Presentation”) was prepared by LPP SA (the “Company”) with due care. Still, it may contain certain inconsistencies or omissions. The Presentation does not contain a complete or thorough financial analysis of the Company and does not present its standing or prospects in a comprehensive or in-depth manner. Therefore, anyone who intends to make an investment decision with respect to the Company should rely on the information disclosed in the official reports of the Company, published in accordance with the laws applicable to the Company. This Presentation was prepared for information purposes only and does not constitute an offer to buy or sell any financial instruments.

The Presentation may contain 'forward-looking statements'. However, such statements cannot be treated as assurances or projections of any expected future results of the Company. Any statements concerning expectations of future financial results cannot be understood as guarantees that any such results will actually be achieved in future. The expectations of the Management Board are based on their current knowledge and depend on many factors due to which the actual results achieved by the Company may differ materially from the results presented in this document. Many of those factors are beyond the awareness and control of the Company or the Company’s ability to foresee them.

Neither the Company, nor its directors, officers, advisors or representatives of any such persons are liable on account of any reason resulting from any use of this Presentation. Additionally, no information contained in this Presentation constitutes any representation or warranty of the Company, its officers or directors, advisors or representatives of any of the above persons. The Presentation and the forward-looking statements speak only as at the date of this Presentation. These may not be indicative of results or developments in future periods. The Company does not undertake any obligation to review, confirm or release publicly any revisions to any forward-looking statements to reflect events that occur or circumstances that arise after the date of this Presentation.

The information contained in this material constitutes a translation of the original content prepared in Polish, and in the event of any discrepancies between the English and Polish versions, the Polish version is the binding and effective version.



The consistent direction of development of LPP Group

Sinsay as the growth engine of LPP

Sinsay brand development in smaller towns

Heritage brands: single-digit LFL and selective adding of new locations

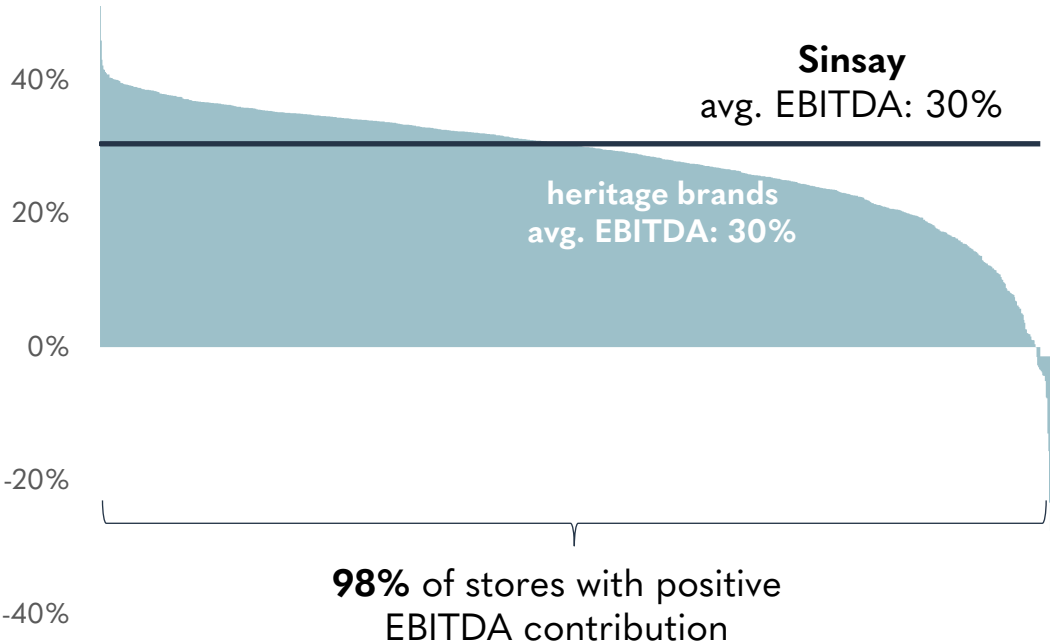
Growth with focus on profitability



Sinsay: a proven model with high profitability

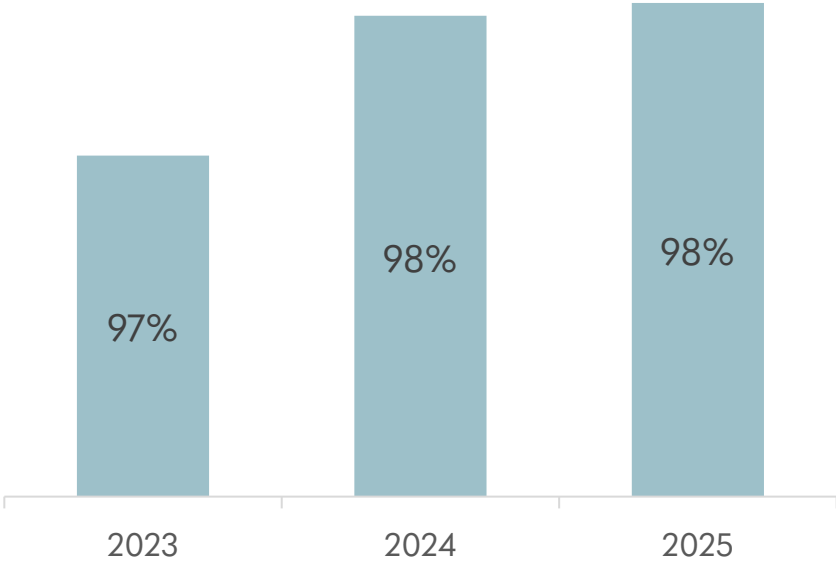
STORE PROFITABILITY¹

(EBITDA %, data for 9M25)



SHARE OF PROFITABLE STORES¹

(data for 9M25)

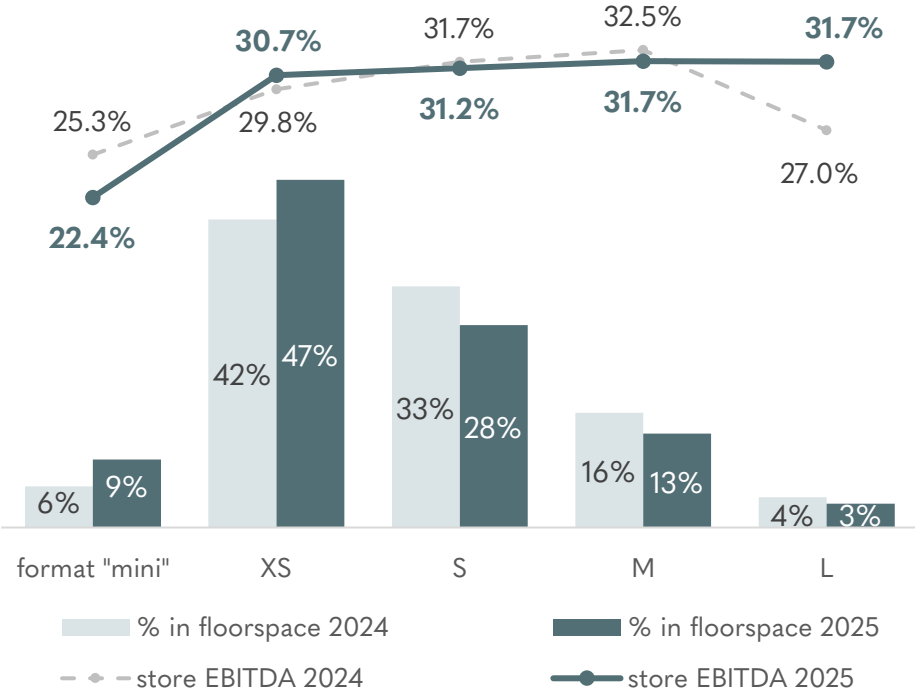


¹ data for stores open for more than 6 months

Sinsay: focus on quality

PROFITABILITY BY STORE SIZE^{1,2}

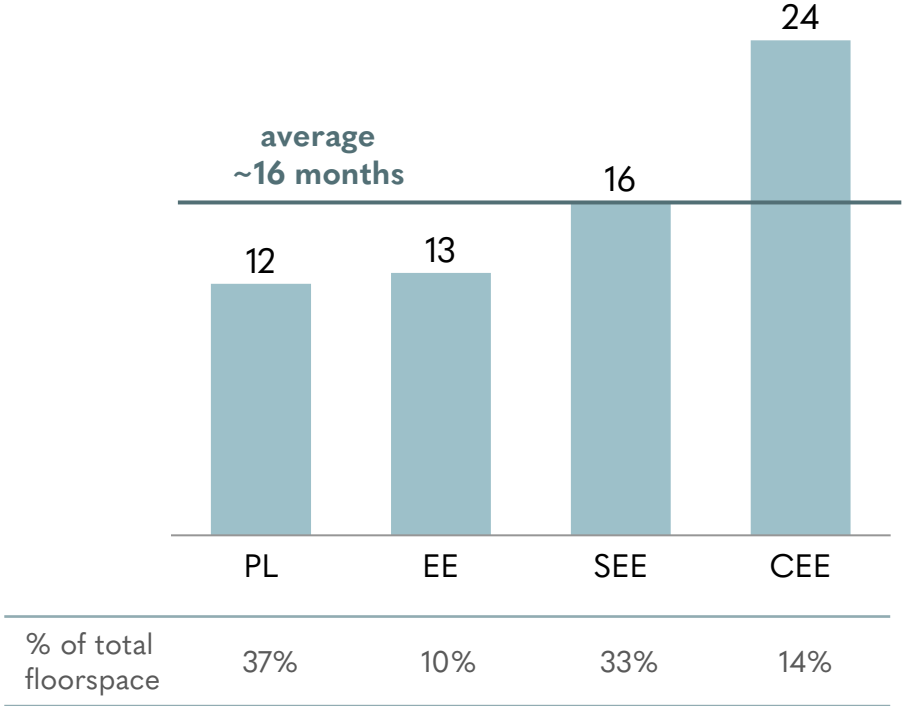
(data for the last 12 months)



¹ "mini" < 550, XS 550 - 950 m², S 950 - 1,230 m², M 1,230 - 1,630 m², L > 1,630 m²
² results for stores operating for more than 6 months

STORE PAYBACK PERIOD

(in months, data for the last 12 months)

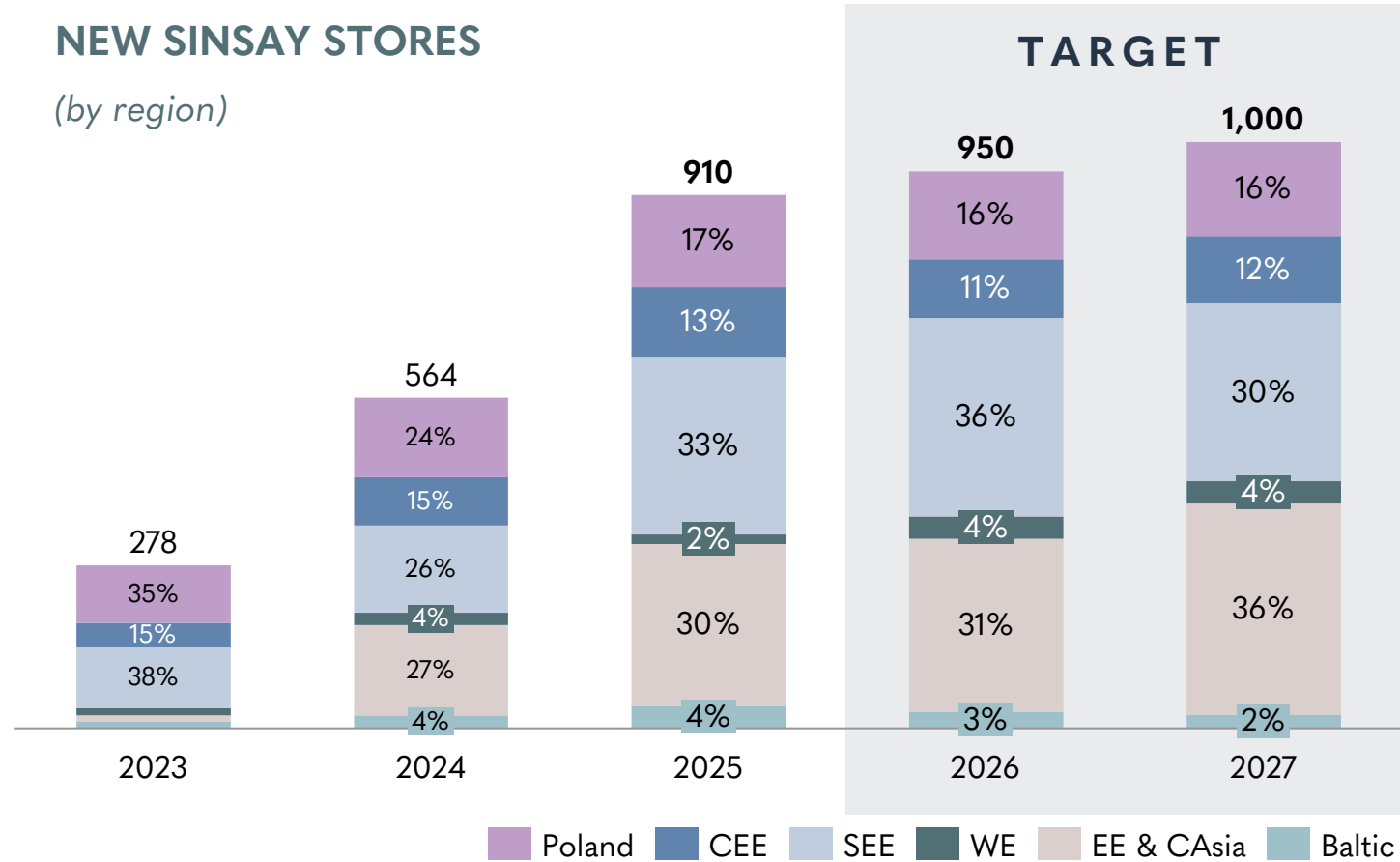




Expansion of Sinsay store chain

NEW SINSAY STORES

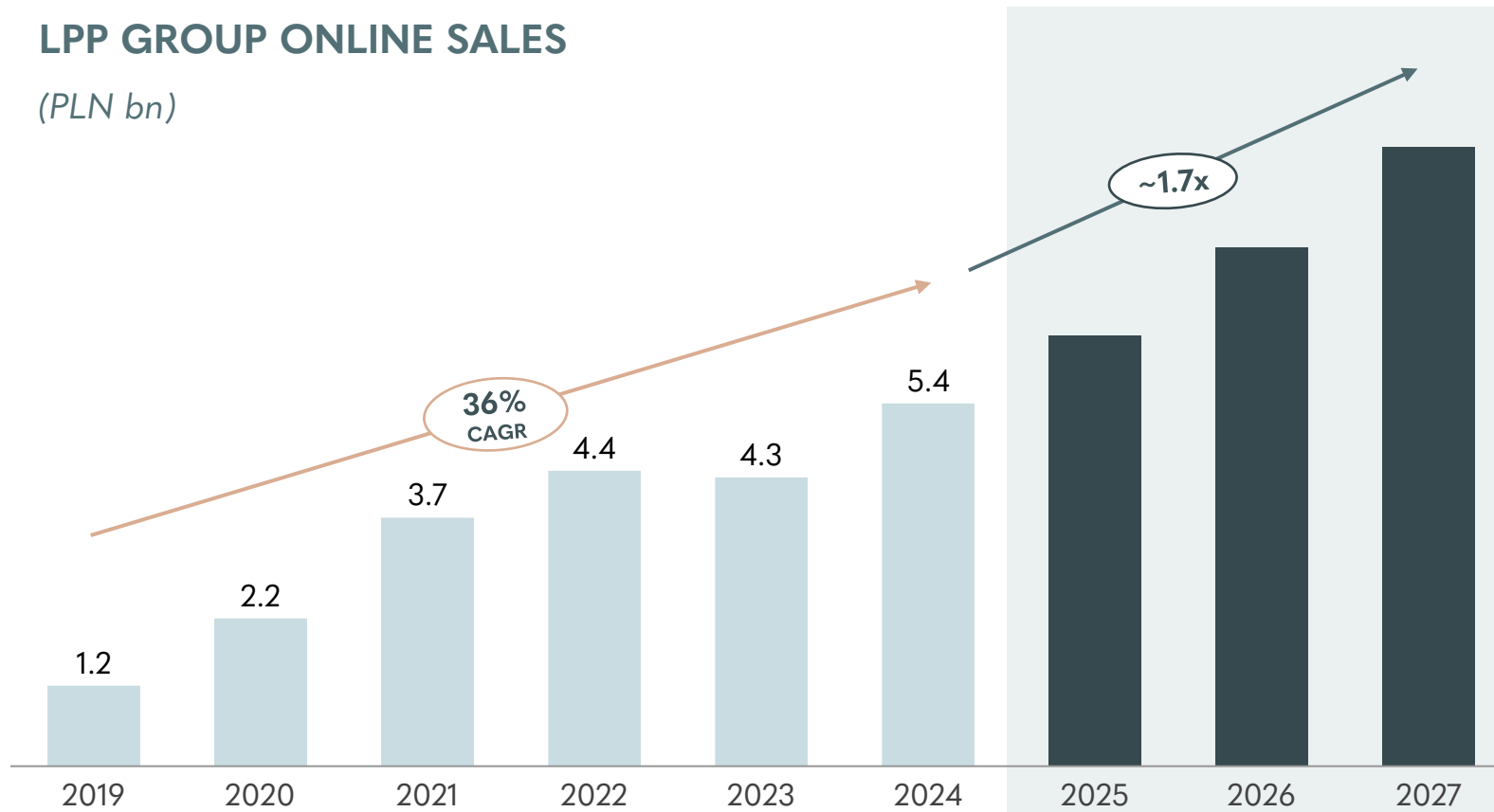
(by region)



LPP Group's e-commerce growing faster than the market

LPP GROUP ONLINE SALES

(PLN bn)



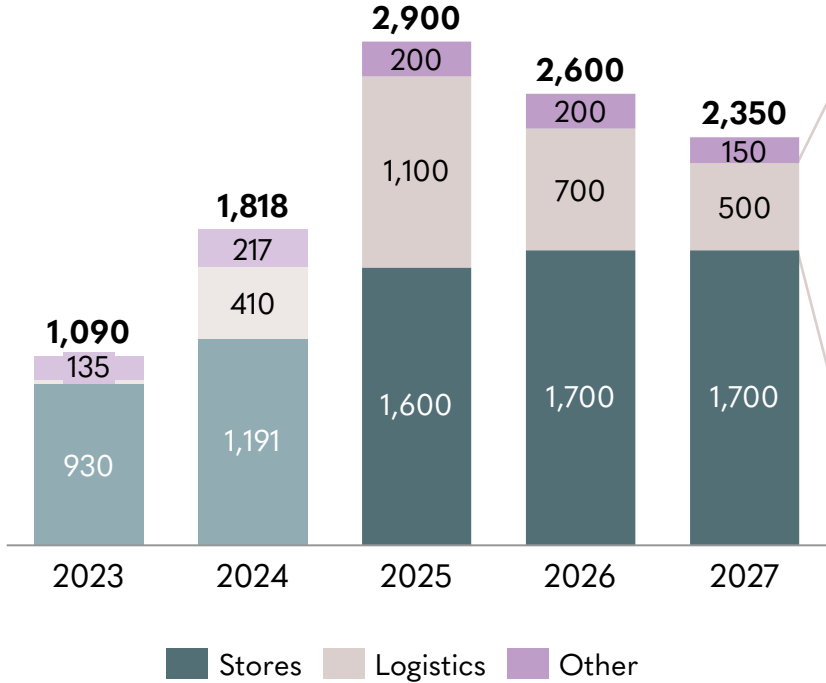
GROWTH FACTORS

-  Natural growth e-commerce and increase in customer reach
-  Entry into new markets (including Kosovo, Albania, Kazakhstan)
-  Development of mobile apps & Sinsay Club
-  Expansion of the offer mainly in the non-garment segment

¹+8%: CAGR (2019-2024) of „pure“ e-commerce players (Zalando, ASOS, Boohoo, Answear)

Ambitious investment plans

CAPEX
(PLN m)



LOGISTICS INVESTMENT AREAS

NEW FLOORSACE IN 2026

- Completion of the expansion of the DC in Brześć Kujawski – 85,000 m²,
- launch of a new DC in Romania (lease, capex for equipment) – 60,000 m².

ROBOTISATION

- Continuation of equipping warehouses for e-commerce (FC) with robotic solutions.
- Currently, automation has been implemented in Fulfillment Centres (FC) in Bydgoszcz, Jasionka and in Romania, where FC was launched in Autumn 2025 and will reach full process efficiency in February 2026.

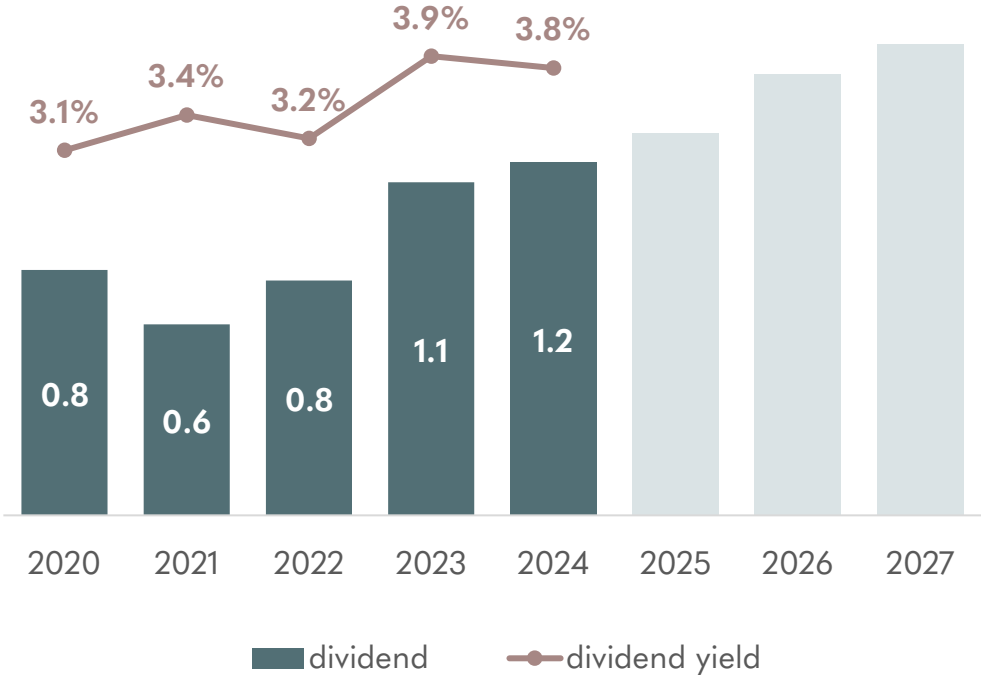
Plans for 2027

	2024	2025	2027	2027
REVENUE	19.4	ca 23 – 23.5	increase ~2x vs 2024	ca 33 – 34 increase ~1.7x vs 2024
GROSS MARGIN % <i>(comparable)</i>	55%	54.5% – 55%	51% – 52%	53.5% – 54%
OPEX	42.6%	40.5% – 41%	41% – 42%	40% – 41%
EBITDA <i>margin</i>	4.1 21%	ca 5.0 22% - 23%	increase ~2x vs 2024 18% – 19%	increase ~1.8x vs 2024 21.5% – 22.5%

Focus on building long-term value for shareholders

DIVIDEND PAYOUT & YIELD

(PLN bn | %)



- CAGR 2014-2024: **EBITDA +18% with revenue growth +16%**
- **Steadily growing profit as the basis** for strong returns for shareholders
- **Clear dividend policy**
 - min. 50% of separate net income
 - max. 70% of consolidated net income



Back-up

Mid-term guidance¹

	actuals		guidance		
	2023	2024	2025	2026	2027
Sales core business, PLN bn	16.2	19.4	ca 23 – 23.5	ca 28 – 29	ca 33 – 34
including:					
Offline	11.7	13.9	ca +20% YoY	ca +20 - 25% YoY	ca +20% YoY
Online	4.3	5.4	ca +20% YoY	ca +20% YoY	ca +20% YoY
Gross profit margin	53.7%	55.2%	54.5% - 55%	54% - 54.5%	53.5% - 54%
SG&A costs as % of sales	40.5%	42.6%	40.5% - 41% - 41%	40% - 41%	40% - 41%
EBITDA margin	21.1%	21.1%	22% - 23%	22% - 23%	21.5% - 22.5%
Net profit margin	8.7%	9.0%	ca 9%	ca 9%	8.5 - 9%
FCF as % of sales	20%	11%	8% - 10%	10%-12%	12% - 14%
Net debt / EBITDA	0.9	1	ca 1.1	ca 1.1	ca 1.0
Floorspace (million m ²)	2.0	2.4	ca 3.1	ca +20% YoY	ca +20% YoY

¹ For comparability data for 2023 and 2024 clean of impact of transactions to trade agents during transition period.
Data for 2025 have been adjusted for the impact of the write-offs - receivables from the sale of the Russian business.

Glossary

Poland	Retail sales in Poland and other sales of LPP SA.
Other countries	Region including: CEE (Czech Republic, Slovakia, Hungary), Baltic (Lithuania, Latvia, Estonia), SEE (Bulgaria, Romania, Croatia, Serbia, Slovenia, Bosnia and Herzegovina, Northern Macedonia, Greece, Albania, Kosovo), WE (Germany, United Kingdom, Finland, Italy), EE & CAsia (Ukraine, Belarus, Kazakhstan) and activity in ME (Egypt, Qatar, Kuwait, United Arab Emirates, Israel, Saudi Arabia, Bahrain). Excluding sales to trade agents.
Revenues of LPP Group	Total revenues of LPP Group
Omnichannel sales	Total of offline, online sales (excl. other sales and sales to Trade agents).
LFL sales	Sales in traditional stores that have been in operation for the last 14 months. Calculations are performed according to the currencies in the countries of sale, i.e. in local currencies
Sales from core business	Total of offline, online and other sales (excluding sales to trade agents).
EBITDA	EBIT + depreciation from cash flow statement.
Average monthly revenues/m²	Quarterly revenues of segment or brand / average working total floor space/ 3.
Average monthly costs of own stores/m²	Quarterly costs of own stores / average working floor space of own stores (i.e., excluding all franchise stores which represent approx. 1.6% of the working floor space) / 3.
Average monthly SG&A (PLN)/m²	Quarterly SG&A costs/ average working total floor space excluding stores located in ME/ 3.
Inventory/m²	End of period group inventory/ total floor space without foreign franchise stores.
Cash turnover cycle	Receivables (in days) plus inventories (in days) minus liabilities (in days). Calculations on average amounts of receivables, inventories and liabilities.
Revenues in constant currencies (CC)	Reference to current revenue with recalculation of the comparative period to constant currencies (current exchange rate).
EBIT from core business	EBIT from LPP Group operations excluding results on sales to Trade agents during the transition period.

Contact

LPP SA HQ

ul. Łąkowa 39/44, 80-769 Gdańsk
Tel. +48 58 76 96 900
Email: lpp@lpp.com

CONTACT FOR INVESTORS

Email: LPP.investor.relations@lpp.com

CONTACT FOR MEDIA

Email: media@lpp.com



discoverlpp




company/lpp-sa



discoverlpp



discoverlpp



LPP

RESERVED

CROPP

HOUSE

MOHITO

sinsay